

UNLOCKING THE MYSTERY OF ENGAGEMENT

DANNI LANG—BRITTINGHAM COMMUNITY GARDEN

PLAN IT OUT

- Limited time means you must focus & prioritize
- Who is the Point Person?
- Implement Basic Communication beforehand
- Email
- Phone (Check out Google Voice)
- Website
- Social Media
- Logo
- Write it down! Save it!

WEBSITE

- One of the best communication tools available
- Static vs Constantly Updated
- Evaluate the cost, ease of updating, design appeal
- Domain Name
- Hosting
- Wordpress.com
- Wix.com
- GoDaddy.com
- Squarespace.com

EVENTS

Promote with flyers, on website, DaneGardens.net Calendar, Newspaper, Email, Phone Call, ALL!

EDUCATIONAL	SOCIAL	ORGANIZATIONAL
Workshops, Round Tables, Speakers	Potlucks, Yoga, Art Events, Show & Tell	Work Days, Opening & Closing Events, Monthly Meetings
1-2 Months Notice	1-2 Weeks Notice	Beginning of Season

NEWSLETTER

- Print & post, or distribute online (email)
- Educate Members & Community
- Advertise Events
- Share information & general updates
- Balance Good Content & Frequency
- Publisher, PicMonkey.com, Adobe Spark

INSTAGRAM

- Profile (lots of upkeep) vs. Hashtag (less united)
- #GardenName
- #CommunityGarden
- Frequency of Posts 3-7/week

FACEBOOK

- Group (Members add comments) vs Page (Public events)
- Host events through facebook
- Polls, regular posts, sharing other garden's info will help people feel engaged
- Have more than 1 person in charge

TWITTER

- Join the local conversation
- #LocalEvent, #City
- Frequency of Posts 3-5 per day

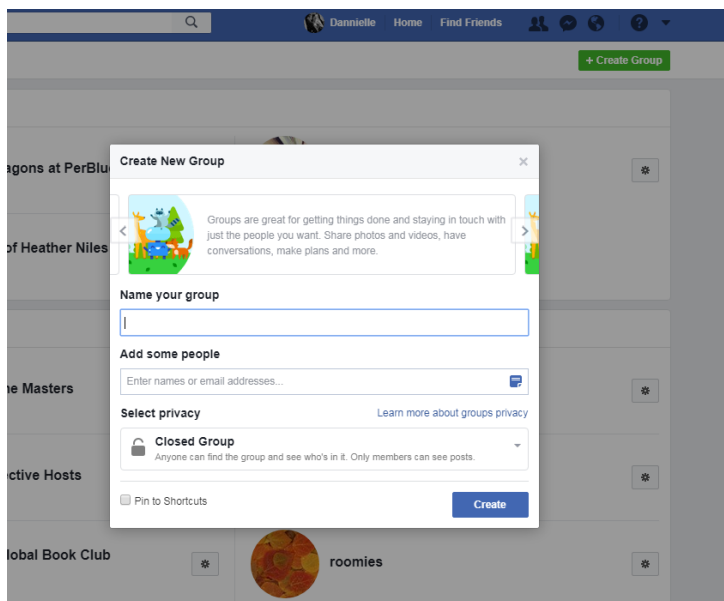

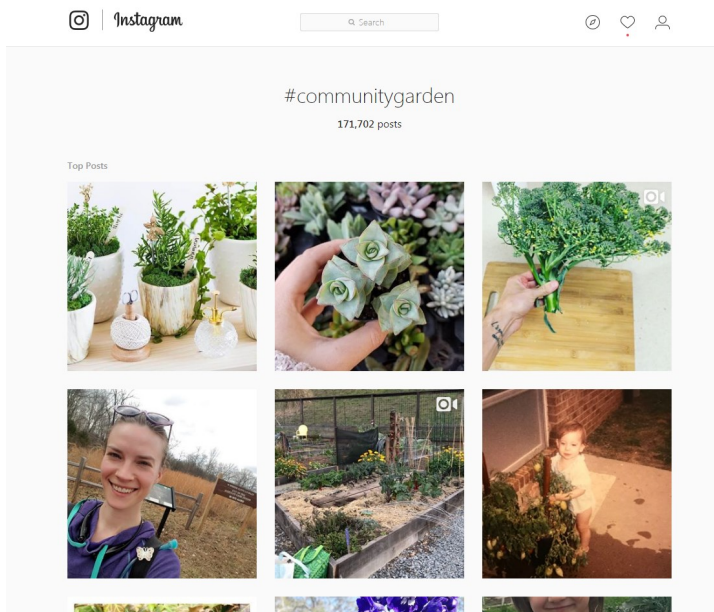




Photo Recap of September's Sauerkraut & Pesto Workshop

Upcoming Events:

Monday, October
16 @ 7:00pm
CSCG EVENT
October Garden
Meeting

Sunday, November
12 @ 9:00am
**CSCG REQUIRED
EVENT**
Closing Day

Winding Down the Season

It's been a great gardening season! From workshops to maintenance days to expansion ideas, there has been some great participation and community-building. Hopefully your gardens have been productive as well!

Closing Day is coming up on November 12th, and we'll be cleaning old plants out of the beds, planting cover crops, and storing tools. To prepare for Closing Day from an administrative standpoint, please be sure you have recorded all of your volunteer hours in the [Volunteer Hours Google Form](#). Please let your interest group leader know if you have any questions about hours.

Recipe of the Month: Slow Cooker Butternut Squash & Sweet Potato Soup

From lifemadesweeter.com



Ingredients:

4 1/2 cups butternut squash, halved, seeds removed, roughly cubed (2 medium butternut squash)
1 cup sweet potatoes, peeled, roughly cubed (1 medium)
1 medium onion, peeled, roughly diced
2 cups low sodium or unsalted chicken or vegetable broth
3/4 cup canned coconut milk
1/2 tablespoon fresh ginger, peeled
3 cloves garlic, sliced
1 teaspoon nutmeg
1 teaspoon turmeric
1 - 2 teaspoons cayenne pepper (optional)
salt and pepper, to taste

Directions: Place the squash, sweet potatoes, onion, ginger, garlic and broth in the slow cooker. Cook on low for 4 hours or high for 2 hours, until soft and cooked through. Add coconut milk, turmeric, nutmeg, and cayenne pepper. Using an immersion blender, puree until smooth. (Alternatively, place in a blender and puree until smooth.) Season to taste with salt, black pepper and garnish with more coconut milk and pumpkin seeds, if desired.

MYSTERY BOX GAME

GOAL: AS A COMMUNITY DISCOVER WHAT PRIZE IS WAITING IN THE BOX

RULES

1. Go to two different people and have them draw stars on your sheet. After each set of two people find Danni for a clue.
2. Go to four different people and have them draw dots on your sheet. After each set of four people find Danni for a clue.
3. Find a person who will draw a doodle of what they think is in the box.
4. Find three people who will go with you to the mystery box. You will have 15 seconds to move, touch, do anything to the box.
5. You can repeat any of the rules 1-4 as often as you like.
6. You must work on each rule 1-4 one at a time.

STARS—2 People	Dots— 4 People	Doodles—1 Person
